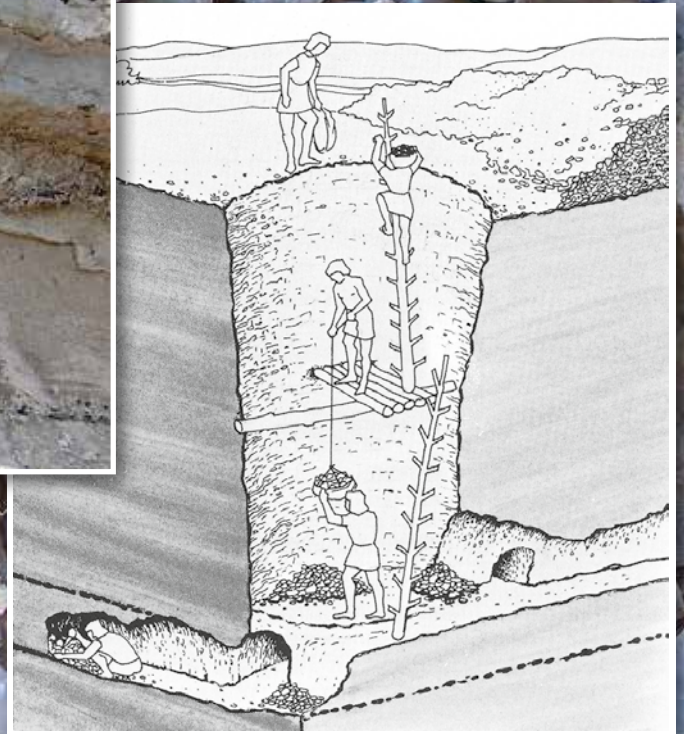


QUARRIES AND MINES IN SOCIAL CONTEXT

Connecting Patterns of Change in Neolithic Cultural Landscapes



International Workshop
JUNE 8-10, 2022
KIEL UNIVERSITY

Flint mines and quarries are a widespread phenomenon in the European Neolithic, but are challenging to characterize and to connect to broader sociocultural developments due to challenges of recognition and dating and to a great diversity of practices across regions and time periods. Neolithic mines and quarries vary greatly in intensity, chronology, and duration of exploitation. Investigations across Europe also reveal varied spatial scales of distribution, production of prestige objects as well as items for everyday use, and widely varying functional and social contexts in which extracted stone is used. Understanding this diversity of practices calls for comparison of regional case studies in the context of broader sociocultural landscapes. This workshop explores variability in mines and quarries in several regions of Neolithic Europe, with a focus on detecting and understanding changes in raw material extraction, related production activities, forms of specialization or task differentiation, and/or linkages to other locales in technological and social networks.

Key questions include:

- How do changes in the scale of extraction, aspects of lithic production (objects produced, evidence for specialization, locations of production), contexts of use/deposition, or extent of transport articulate with broader socioeconomic patterns?
- To what extent do correlations between quarry/mine activities and other aspects of socioeconomic change contribute to an understanding of regional and chronological variability in Neolithic quarrying and mining? What are potential sources of variation in raw material extrac-

tion practices? For example, can periods of intensive mining activity be related to economic, social, or technological factors that may alter raw material requirements and/or value to particular actors or communities? Can changes in raw material extraction be understood as causally related to other patterns of socioeconomic change?

Confirmed speakers:

J. Affolter, K. Altorfer, K. Biró, F. Bostyn, M. Brandl, P. Burgert, I. Cheben, M. Cheben, J. Collin, S. Denis, B. Eriksen, L. Fisher, B. Gehlen, M. de Grooth, S. Harris, T. Kerig, S. Scharl, S. Schultrich, Y. Sliesariev, D. Werra.

Organisers:

Lynn Fisher, University of Illinois at Springfield, U.S.A.
Berit Valentin Eriksen, Centre for Baltic and Scandinavian Archaeology and Kiel University (CAU)

Date and venue of workshop:

The workshop will take place at the Hotel Birke in Kiel (www.hotel-birke.de), beginning Wednesday, June 8 at noon and ending with a conference dinner on Friday, June 10.

Please find more information at:

www.sfb1266.uni-kiel.de/en/events/sessions-workshops
For participation, please contact office@sfb1266.uni-kiel.de

Workshop: Quarries and Mines in Social Context

Connecting Patterns of Change in Neolithic Cultural Landscapes

Kiel University / Universität zu Kiel (CAU)

Hotel Birke, Kiel – June 8th-10th 2022

Wednesday, June 8

First session: Socioeconomic Patterns in Western / Northwest Europe

- 14.30 – 15.00 Opening / Introduction (Lynn Fisher & Berit Eriksen)
- 15.00 – 15.45 Marjorie de Grooth: *Of Pits and Pitfalls. Flint mining in the province of Limburg (The Netherlands) between c. 5.300 and c. 2.600 Cal BC*
- 15.45 – 16.30 Jean-Philippe Collin & Solène Denis: *Evolution of socioeconomic patterns as exemplified by flint procurement. From Early to Middle Neolithic in Western Belgium*
- 16.30 – 17.00 Coffee**
- 17.00 – 17.45 Françoise Bostyn: *Specializations of production, specialization of spaces: changes and continuities in the territorial and socioeconomic patterns of the Bartonian flint productions between the beginning of the 5th and the beginning of the 4th millennium BC in northern France*

Thursday, June 9

Second session: Central European Networks, Continuity & Change

- 9.30 – 10.15 Tim Kerig: *On fundamental problems of flint mining economics*
- 10.15 – 11.00 Birgit Gehlen & Silvine Scharl: *A diachronic perspective on the pathways of raw material distribution in Central Europe – comparing foragers and early farming societies*
- 11.00 – 11.30 Coffee**
- 11.30 – 12.15 Lynn Fisher, Susan Harris, Corina Knipper & Rainer Schreg: *Space, activity, and changes in raw material procurement from Early to Late Neolithic in the upper Danube region – A case study from the southeastern Swabian Alb*
- 12.15 – 13.00 Kurt Altorfer & Jehanne Affolter: *Neolithic silicite procurement in the alpine foreland from the 5th to the 3rd millenium BC – A case study from the Zurich region*
- 13.00 – 14.30 Lunch**
- 14.30 – 15.15 Michael Brandl, Oliver Schmitsberger, & Martin Penz: *The mining of Vienna radiolarite – new perspectives on lithic resource management in the Eastern Alps*
- 15.15 – 16.00 Katalin T. Biró: *Flint supply and access in prehistoric Hungary*
- 16.00 – 16.30 Coffee**

- 16.30 – 17.15 Pavel Burgert & Antonín Přichystal: *Non-siliceous Rocks in the Context of Prehistoric Mining in the Czech Republic*
- 17.15 – 17.30 Summary & Comments (Silviane Scharl)
- 17.30 – 18.00 General Discussion

Friday, June 10

Third session: Flint Mining and Distribution in Neolithic and Metal-Using Societies

- 9.30 – 10.15 Sebastian Schultrich: *The daggers were not the beginning: Long-term perspective on the distribution of Grand-Pressigny daggers through the analysis of Late Neolithic battle axes*
- 10.15 – 11.00 Berit Valentin Eriksen: *A diachronic view on the mass production of flint tools in early metal using societies. Addressing the evidence of flint mines in Neolithic and Bronze Age Denmark*

11.00 – 11.30 Coffee

- 11.30 – 12.15 Dagmara H. Werra: *Mining, use, and distribution of 'chocolate' flint among the Neolithic and Bronze Age communities in Eastern Central Europe*
- 12.15 – 13.00 Yevhenii Sliesariiev: *Flint resource management in Copper Age Ukraine and neighboring regions*

13.00 – 14.30 Lunch

- 14.30 – 15.00 Summary & Comments (Lynn Fisher)
- 15.00 – 16.00 General Discussion and Synthesis

18.00 Dinner at Hotel Birke

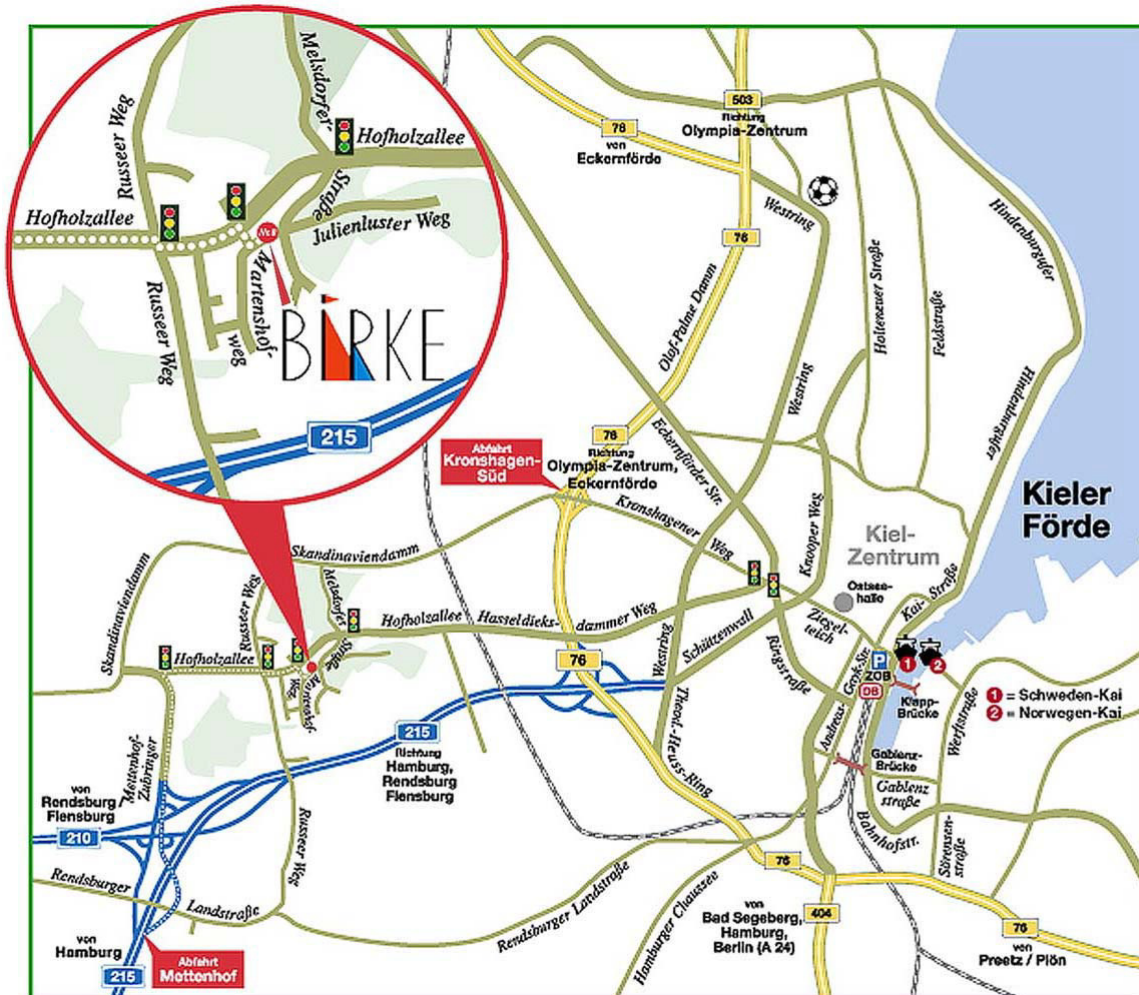
Contacts

Lynn Fisher: lfish1@uis.edu (+1 217 206-7938)

Berit Valentin Eriksen: Berit.Eriksen@zbsa.eu (+49 4621 813-482)

Please do not hesitate to contact us.

REACHING HOTEL BIRKE



Take the A7/A210/A215 to the "Kiel-Mettenhof" exit, direction Mettenhof. Turn right at the first light and follow the signs for Hasseldieksdamm. At the second light turn right to Martenshofweg. Hotel Birke is located on the left.

B 404/B 76: In Kiel follow the B 76, direction Eckernförde. Exit "Kronshagen Süd, Wittland". Turn left at the first light and follow the street. 150 m before the 5th light turn left. After the forrest turn right. At the next light turn left to Martenshofweg. Hotel Birke is located on the left.

From Kiel train station: Take bus number 91 or 31 to Mettenhof. Get off at bus station "Waldesruh". Hotel Birke is right across the street. You can also take a taxi. The ride takes approximately 10 minutes.

From the international airport Hamburg-Fuhlsbüttel: The ride takes approximately 1 hour.

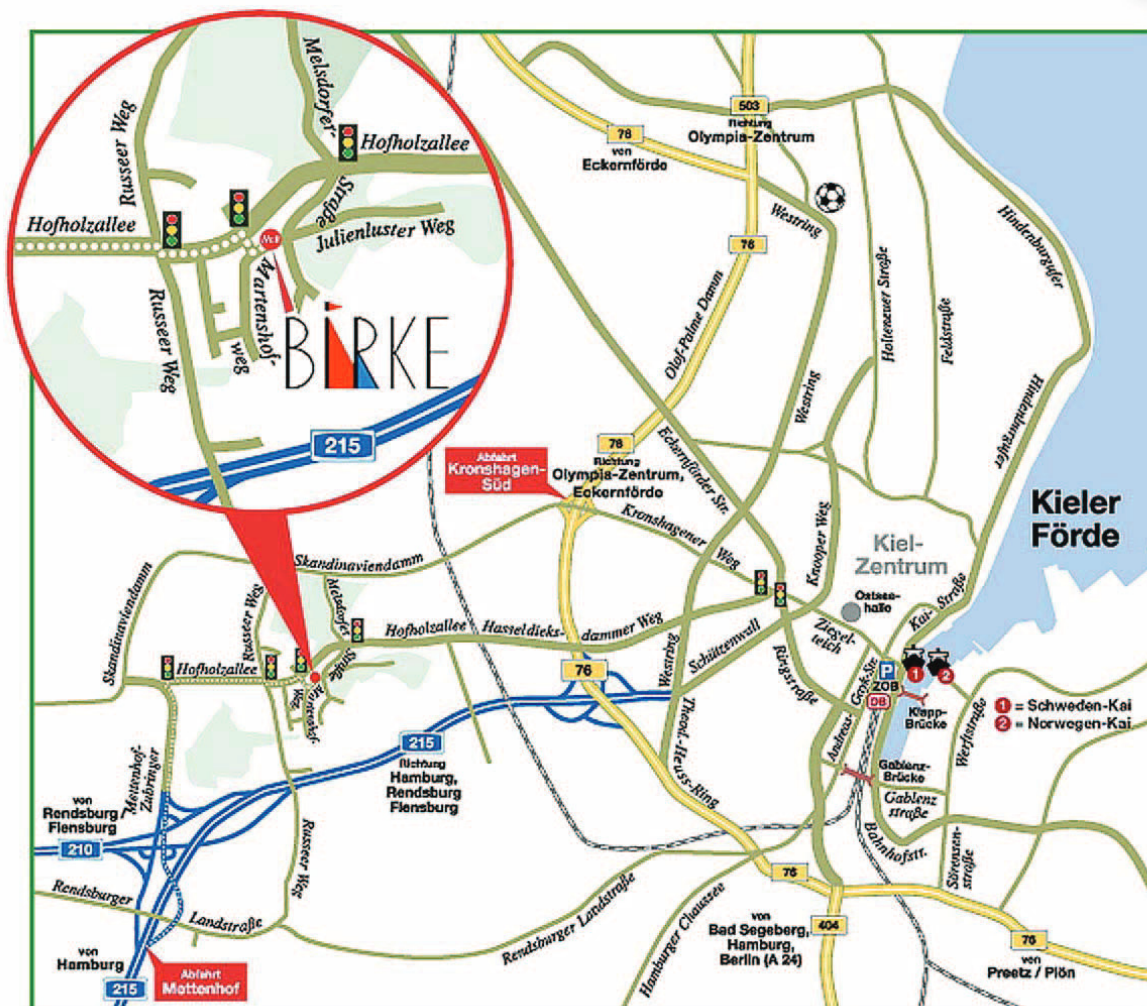
The quays of "Stena Line" or "Color Line" are just a 10-minute drive away from the hotel.

HOTEL BIRKE MARTENSHOFWEG 8 D – 24109 KIEL

Hotel Birke, Inh. Rainer Birke e.K.

TEL +49(0)431-5331-0 FAX +49(0)431-5331-333 INFO@HOTEL-BIRKE.DE

SO KOMMEN SIE ZU UNS



A 7 / A 210 / A 215 bis zur Abfahrt Kiel-Mettenhof, in Richtung Mettenhof. An der ersten Ampel rechts abbiegen, der Beschilderung nach Hasseldieksdamm folgen. Nach der 2. Ampel rechts in den Martenshofweg abbiegen. Das Hotel Birke befindet sich auf der linken Seite (ca. 1,5 km).

B 404 / B 76: In Kiel weiter der Bundesstrasse folgen in Richtung Eckernförde. Ausfahrt Kronshagen Süd, Wittland. An der ersten Ampel links abbiegen, dem Straßenverlauf geradeaus folgen. 150 m vor der 5. Ampel biegen Sie links ab. Nach dem Waldstück biegen Sie

rechts ab. Vor der nächsten Ampel links in den Martenshofweg abbiegen. Das Hotel Birke befindet sich auf der linken Seite.

INTERNATIONALER FLUGHAFEN HAMBURG-FUHLSBÜTTEL: In ca. 45 Minuten ist das Hotel mit dem PKW (86 km) zu erreichen. Wir empfehlen Ihnen den stündlich fahrenden Flughafen-Shuttle. Reservieren Sie bitte unter Tel.: 0431 5331 444 vorab.

FLUGHAFEN KIEL: ca. 15 Minuten (ca. 10 km) entfernt.

BAHNSTATION: Kiel HBF (direkt in der Stadtmitte), dann mit der Buslinie 91 oder 31 in Richtung Mettenhof bis zur Haltestelle Waldesruh (auf der gegenüberliegenden Straßenseite sehen Sie schon das Hotel Birke) oder Sie nehmen ein Taxi – die Fahrt dauert ca. 10 Minuten (ca. 4,5 km).

DIE FÄHRANLEGER der „Stena Line“ und „Color Line“ sind direkt an der Kieler Förde / Stadtmitte und ca. 10 Minuten (ca. 4,5 km) mit einem PKW bzw. Taxi vom Hotel entfernt.